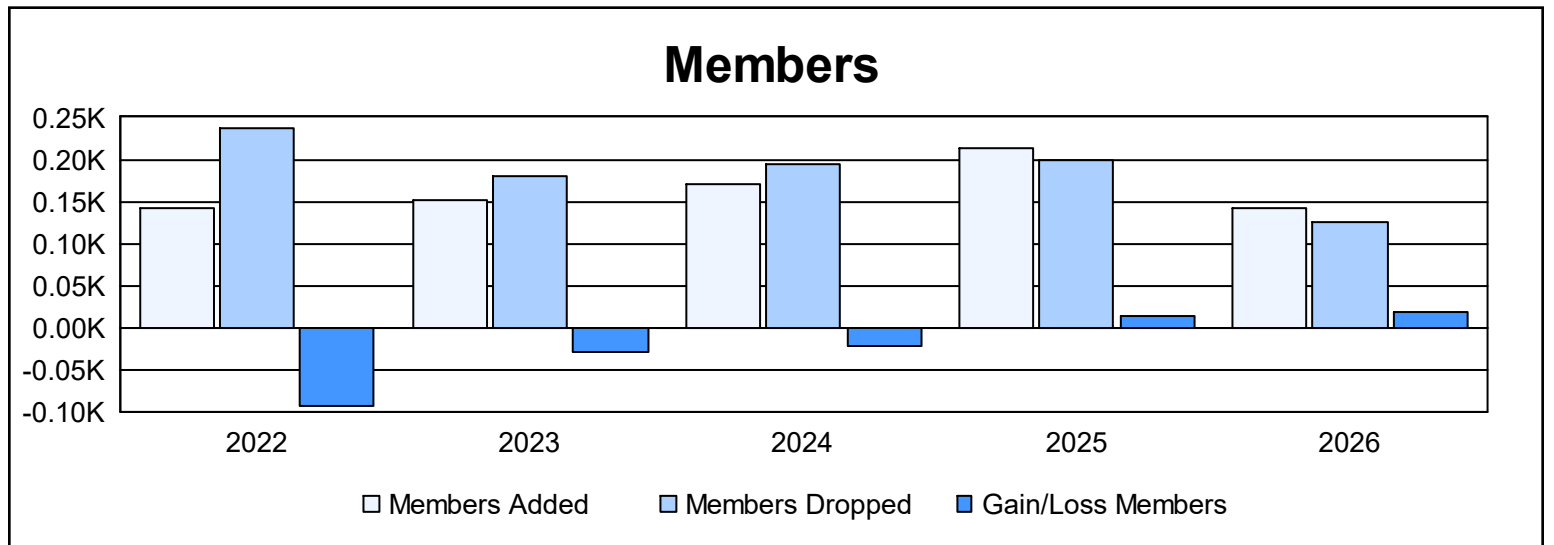
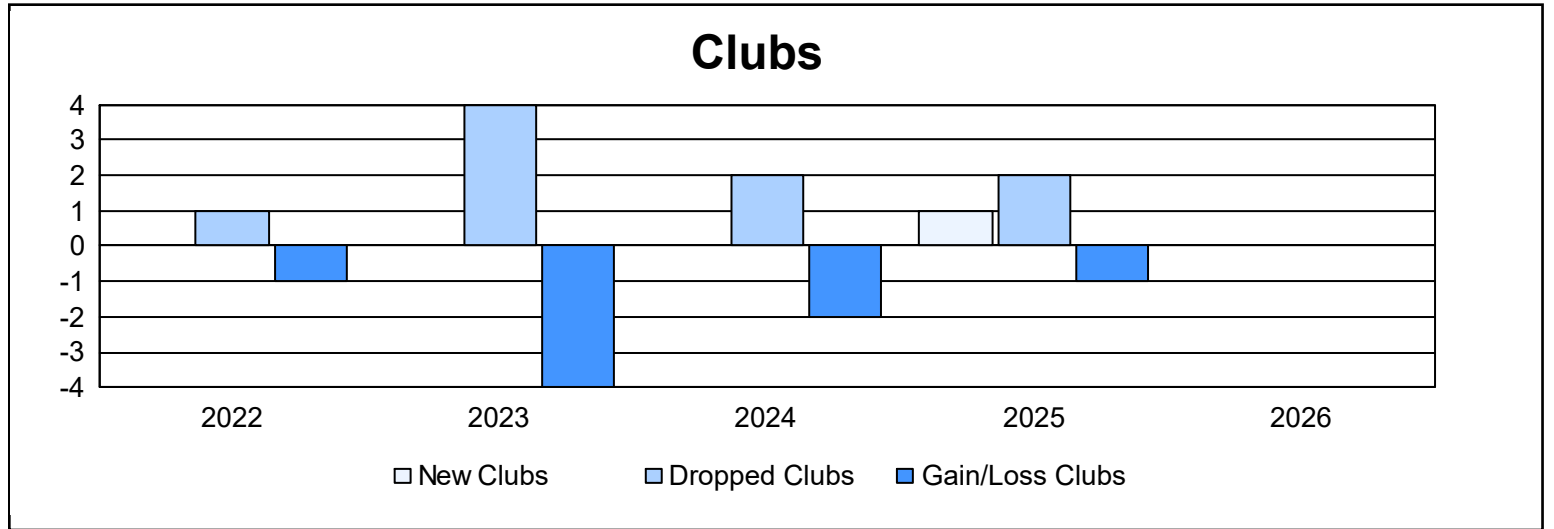
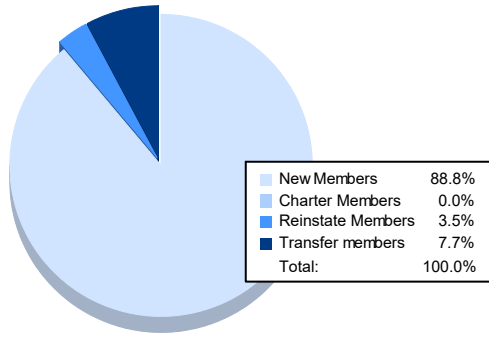


Year	New Clubs	Dropped Clubs	Gain/ Loss Clubs	New Members	Charter Members	Reinstate Members	Transfer Members	Total Member Added	Total Members Dropped	Gain/ Loss Members
2021-2022	0	1	-1	115	3	11	14	143	237	-94
2022-2023	0	4	-4	137	0	5	10	152	181	-29
2023-2024	0	2	-2	154	0	7	10	171	193	-22
2024-2025	1	2	-1	177	24	7	6	214	200	14
2025-2026	0	0	0	127	0	5	11	143	125	18
<b>Average</b>	<b>0</b>	<b>2</b>	<b>-2</b>	<b>142</b>	<b>5</b>	<b>7</b>	<b>10</b>	<b>165</b>	<b>187</b>	<b>-23</b>



### Membership Composition April 2026 Cumulative



### Gender Composition April 2026 Cumulative

